



Awards Conferred Supplement

2004/05 - 2008/09

Prepared by:

Office of Institutional Research and Planning
September 2009

TABLE OF CONTENTS

HIGHLIGHT OF THE FINDINGS.....	3
All Colleges.....	4
Continuing Education.....	5
AWARDS BY COLLEGE.....	6
AWARDS BY PROGRAM.....	11
All Colleges.....	12
City College	32
Mesa College.....	41
Miramar College	50
Continuing Education.....	57

Note from the Chancellor's Office

In 2006, the Chancellor's Office became aware that a statement in "The Program and Course Approval Handbook" (2003) contradicted the requirements for a major in Title 5 Section 55063. The statement allowed community colleges to offer "transfer studies degrees." which were intended to provide transfer students with associate degrees after they satisfied the lower-division general education requirements for a CSU or UC. Once it was determined "General Education Transfer Patterns" did not, by themselves, satisfy the requirements for a major, the programs were no longer allowed. The change impacted virtually every California community college.

In 2007, Title 5 Section 55063 (a), was revised to allow community colleges to develop associate degrees requiring 18 or more semester units in a major or area of emphasis. California community colleges were provided with an opportunity to request to convert a "non-compliant degree" to a "compliant degree or certificate of achievement."

Highlight of the Findings

HIGHLIGHT OF THE FINDINGS

All Colleges

1. Overall the number of awards conferred (degrees and certificates) is down 9% from a five-year high of 3,577 in 2004/05. However the number of awards conferred increased by approximately 5% from 3,078 in 2007/08 to 3,237 in 2008/09. The increase follows four consecutive years of steady decline in which the number of awards conferred at all three colleges dropped continually from 3,577 in 2004/05 to 3,078 in 2007/08.
2. Historically, examining all awards and certificates conferred from 2004/05 to 2008/09, on average, AA/AS degrees are conferred three times (67%) as much compared to all other certificates combined (33%). However, within only the certificates conferred during the same time period being reported, certificates requiring 29 or fewer units are awarded more often (56%) than certificates that require 30 to 59 units (43%) and certificates requiring 60 or more units (2%).
3. On average in 2008/09, Associate Degrees account for 60% of the awards conferred at City College and Miramar College and 75% of the awards conferred at Mesa College.

2008/09 Awards Conferred by College

	City	Mesa	Miramar
Associate Degree	658	915	546
Certificate 60 or More Units	0	23	0
Certificate 30 to 59 Units	168	190	151
Certificate 29 or Fewer Units	280	94	212
Total	1,106	1,222	909

4. The top 5 AA/AS degrees awarded at all colleges between 2004/05 and 2008/09 were as follows (excluding transfer studies and liberal arts): Child Development (n=389), Business Administration (n=378), Biology-Allied Health (n=356), Nursing Education (n=310) and Fire Technology (n=223).
5. The Radiologic Technology Certificate was the top certificate requiring 60 or more units awarded between 2004/05 and 2008/09 (n=97).
6. The top 5 certificates requiring 30 to 59 units awarded between 2004/05 and 2008/09 were as follows: Business Administration (n=414), Behavioral Sciences-Alcohol & Other Drug Studies (n=225), Interior Design (n=161), Cosmetology (n=110), and Aviation Maintenance Technology-Airframe (n=96).
7. The top 5 certificates requiring 29 or fewer units awarded between 2004/05 and 2008/09 were as follows: Child Development Teacher (n=360), Fire Technology (n=317), Child Development Associate Teacher (n=311), Building Trades-Electrical (n=185), and Fitness Specialist (n=118).
8. Of the 260 Associate Degree programs that conferred awards from 2004 to 2009, 163 (63%) programs conferred 10 or fewer awards.

Continuing Education

1. Overall the number of awards conferred (certificates, GEDs and high school diplomas) at Continuing Education increased approximately 51% from 1,263 in 2007/08 to 1,906 in 2008/09. The increase is likely due to several new programs at Continuing Education and significant enrollment increases in programs that last year had zero enrollment figures.
2. Continuing Education conferred 643 more awards in 2008/09 than the previous year. The annual number of Certificates of Completion increased by 579 from 2007/08 to 2008/09, which represented 90% of the increase, while both GEDs and high school diplomas each increased by 32, and each represented five percent of the increase.

2008/09 Continuing Education Awards Conferred

	Continuing Education
Certificate of Completion	1,161
GED Certificate	228
High School Diploma	517
Total	1,906

3. The number of high school diplomas increased by 7% from 485 diplomas conferred in 2007/08 to 517 diplomas conferred in 2008/09. High school diplomas were up 89% from 2004/05 to 2008/09.
4. The number of GED Certificates increased 16% from 196 certificates conferred in 2007/08 to 228 certificates conferred in 2008/09. GEDs were up 10% from 2004/05 to 2008/09.
5. The top 5 programs that awarded certificates of completion over a five-year period (2004/05 to 2008/09) were as follows: Certified Nursing Assistant; Front Desk/Office Assistant; Metal Arc, Oxy and Flux Core; Automotive Technician; and Home Health Aide.
6. The top 5 programs with the largest number increase that awarded certificates of completion from 2007/08 to 2008/09 were as follows (in order): Intro into Networking, Multimedia-Interactive Media, Culinary Arts II, Certified Nursing Assistant and Web-Interactive Media.

Awards by College

AWARDS BY COLLEGE

Number of Awards by College and Continuing Education

Awards		2004-05	2005-06	2006-07	2007-08	2008-09	Total
		N	N	N	N	N	N
City College	AA/AS Degree	618	702	678	611	658	3,267
	Certificate 60 or More Units	3	0	0	0	0	3
	Certificate 30 to 59 Units	265	134	142	106	168	815
	Certificate 29 or Fewer Units	205	255	252	256	280	1,248
	Total	1,091	1,091	1,072	973	1,106	5,333
Mesa College	AA/AS Degree	1,126	1,146	1,058	1,003	915	5,248
	Certificate 60 or More Units	5	16	31	22	23	97
	Certificate 30 to 59 Units	205	172	139	167	190	873
	Certificate 29 or Fewer Units	145	137	130	106	94	612
	Total	1,481	1,471	1,358	1,298	1,222	6,830
Miramar College	AA/AS Degree	599	568	473	452	546	2,638
	Certificate 60 or More Units	2	0	0	0	0	2
	Certificate 30 to 59 Units	135	154	116	123	151	679
	Certificate 29 or Fewer Units	269	278	233	232	212	1,224
	Total	1,005	1,000	822	807	909	4,543
Continuing Education	CE Certificate of Completion	503	594	448	582	1,161	3,288
	GED Certificate	208	199	210	196	228	1,041
	High School Diploma	273	356	472	485	517	2,103
	Total	984	1,149	1,130	1,263	1,906	6,432

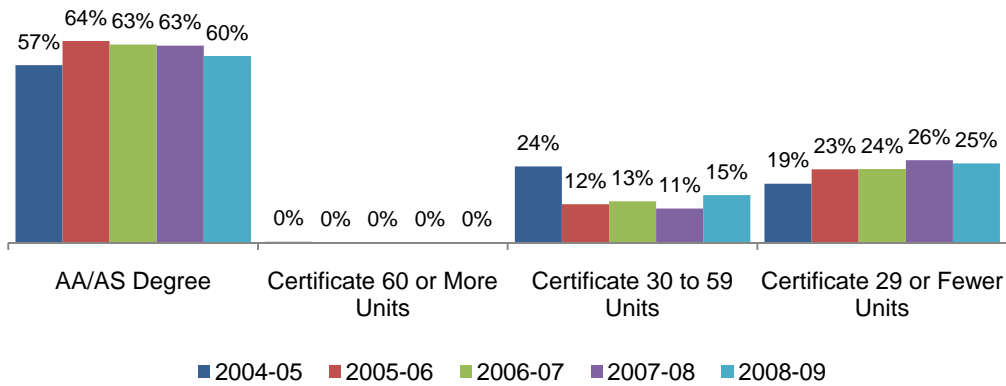
Source: SDCCD Information System

Percent of Awards by College and Continuing Education

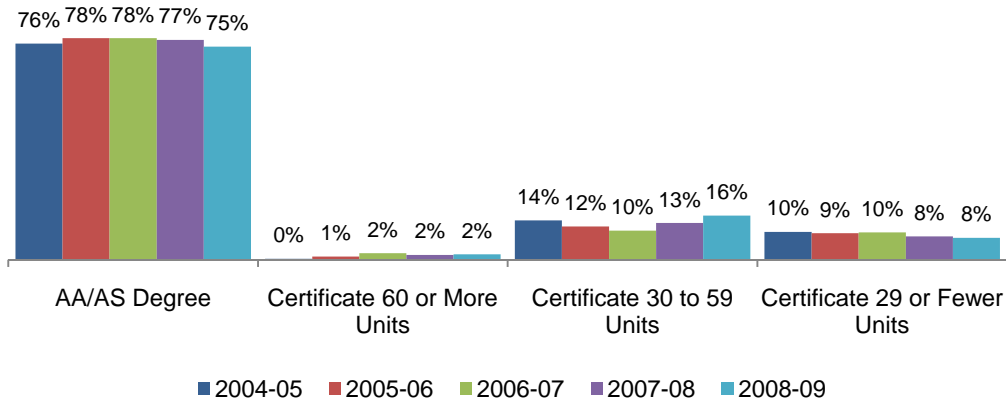
Awards		2004-05	2005-06	2006-07	2007-08	2008-09	5-yr Average
		%	%	%	%	%	%
City College	AA/AS Degree	57%	64%	63%	63%	60%	61%
	Certificate 60 or More Units	0%	0%	0%	0%	0%	0%
	Certificate 30 to 59 Units	24%	12%	13%	11%	15%	15%
	Certificate 29 or Fewer Units	19%	23%	24%	26%	25%	23%
	Total	100%	100%	100%	100%	100%	100%
Mesa College	AA/AS Degree	76%	78%	78%	77%	75%	77%
	Certificate 60 or More Units	0%	1%	2%	2%	2%	1%
	Certificate 30 to 59 Units	14%	12%	10%	13%	16%	13%
	Certificate 29 or Fewer Units	10%	9%	10%	8%	8%	9%
	Total	100%	100%	100%	100%	100%	100%
Miramar College	AA/AS Degree	60%	57%	58%	56%	60%	58%
	Certificate 60 or More Units	0%	0%	0%	0%	0%	0%
	Certificate 30 to 59 Units	13%	15%	14%	15%	17%	15%
	Certificate 29 or Fewer Units	27%	28%	28%	29%	23%	27%
	Total	100%	100%	100%	100%	100%	100%
Continuing Education	CE Certificate of Completion	51%	52%	40%	46%	61%	51%
	GED Certificate	21%	17%	19%	16%	12%	16%
	High School Diploma	28%	31%	42%	38%	27%	33%
	Total	100%	100%	100%	100%	100%	100%

Source: SDCCD Information System

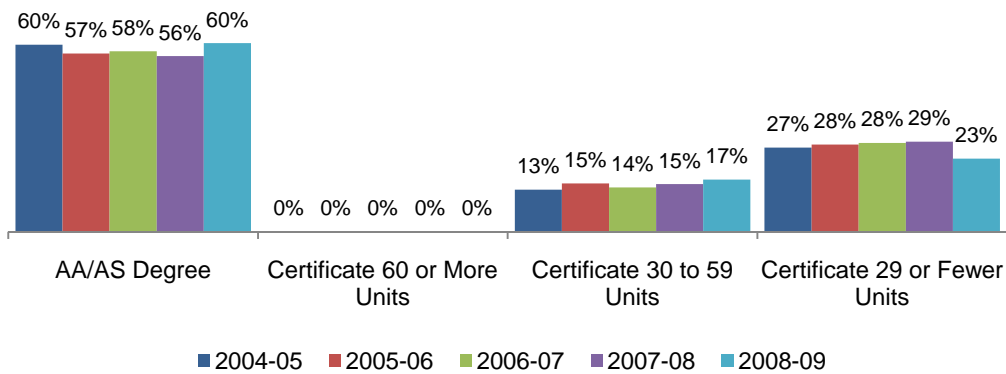
City College Percentage Distribution of Awards by Year



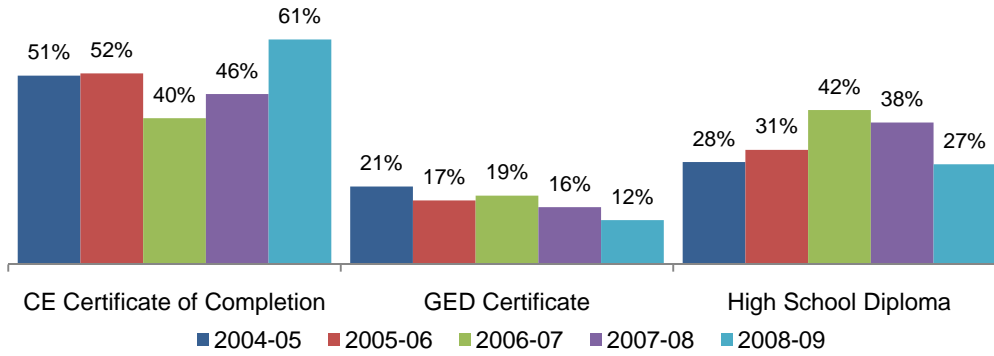
Mesa College Percentage Distribution of Awards by Year



Miramar College Percentage Distribution of Awards by Year



Continuing Education Percentage Distribution of Awards by Year



Awards by Program

All Colleges

All Colleges Program	AA/AS Degree					Total N
	04-05	05-06	06-07	07-08	08-09	
	N	N	N	N	N	
200 ACCOUNTING	27	14	15	13	19	88
052 ADM OF JUS-CONTEMP. POLICE TEC	8	13	7	7	11	46
326 ADMIN OF JUST-CORRECTIONS	1	1	0	1	0	3
327 ADMIN OF JUST-COURT SUPPORT SV	1	0	0	0	0	1
291 ADMIN OF JUSTICE-LAW ENF/INVST	2	3	6	1	0	12
328 ADMIN OF JUST-INVESTIGATIONS	6	8	11	4	2	31
329 ADMIN OF JUST-LAW ENFORCEMENT	9	11	13	13	8	54
236 AIR CONDITIONING/REFRIGERATION	14	9	9	8	5	45
579 AIRCRAFT MAINT. TECH-AIRFRAME	0	0	0	1	0	1
581 AIRCRAFT MAINT. TECH-POWRPLANT	2	0	1	0	0	3
238 AMERICAN SIGN LANGUAGE INTERP	8	2	6	3	8	27
305 ANIMAL HEALTH TECHNOLOGY	13	21	30	22	21	107
106 ANTHROPOLOGY	1	1	0	1	1	4
146 APPLIED MATHEMATICS	1	0	0	0	0	1
620 APPRENTICE PLUMBER	1	0	1	1	0	3
510 ARCHITECTURE	1	0	1	0	1	3
511 ARCHITECTURE CONSTRUCTION MGT	3	3	1	4	3	14
508 ARCHITECTURE SURVEY	2	0	1	1	0	4
509 ARCHITECTURE TECHNICIAN	1	1	2	0	1	5
603 ARCHITECTURE WOODBURY	0	1	0	0	0	1
337 ARCHITECTURE-LANDSCAPE	3	3	0	5	2	13
955 ART CERAMICS EMPHASIS	0	0	1	0	0	1
956 ART DESIGN EMPHASIS	1	0	0	1	1	3
957 ART MUSEUM STUDIES EMPHASIS	0	1	0	1	1	3
958 ART THREE DIMENSIONAL EMPHASIS	0	0	2	0	1	3
959 ART TWO DIMENSIONAL EMPHASIS	0	1	1	2	1	5
3AR ART/VISUAL STUDIES	0	0	0	0	4	4
141 ART-FINE ARTS MUSEUM STUDIES	1	0	0	0	0	1
136 ART-FINE ARTS STUDIO ARTS	0	0	0	1	0	1
123 ART-FINE ARTS-CERAMICS	2	0	0	0	0	2
124 ART-FINE ARTS-CRAFTS SKILLS	1	0	0	0	0	1
125 ART-FINE ARTS-DRAWING/PAINTING	1	1	2	1	1	6
127 ART-FINE ARTS-GRAPHIC COMM	1	0	0	0	0	1
128 ART-FINE ARTS-PAINTING	1	0	0	0	0	1
320 AUTOMOTIVE TECHNOLOGY	4	10	3	7	8	32
685 AV MNT TECH-AIRFRAME/POWERPLNT	4	2	2	4	3	15
859 AVIA MAINT TECH-PRIVATE PILOT	1	0	0	0	0	1
981 AVIA-PROFESSIONAL PILOT	0	0	5	1	1	7
853 AVIATION MAINT TECH-AIRFRAME	7	18	18	7	4	54

All Colleges Program	AA/AS Degree					
	04-05	05-06	06-07	07-08	08-09	Total
	N	N	N	N	N	N
856 AVIATION MAINT TECH-GEN STUD	4	3	17	12	4	40
855 AVIATION MAINT TECH-POWERPLANT	1	3	4	2	4	14
643 AVIATION OPERATIONS - PILOT	2	3	0	0	0	5
642 AVIATION OPERATIONS-MANAGEMENT	2	5	0	0	5	12
012 AVIATION OPERATIONS-MGT/PILOT	1	1	0	0	0	2
756 BEH SC HUM SRV ADLT/GERONTOLGY	0	0	0	2	2	4
728 BEH SC HUM SRV ALCH & OTHR DRG	0	0	1	0	0	1
757 BEH SC HUM SRV EARLY CHILDHOOD	0	0	1	0	1	2
563 BEHAVIORAL SCI-ALCOHOL & DRUG	21	19	29	19	11	99
187 BEHAVIORAL SCIENCE-ANTHRO	4	3	9	3	7	26
189 BEHAVIORAL SCIENCE-PSYCHOLOGY	19	22	19	18	19	97
197 BEHAVIORAL SCIENCE-SOCIOLOGY	15	4	9	9	15	52
564 BEHAVIORAL SCI-SOCIAL WORK	5	12	7	8	11	43
113 BILINGUAL STUDIES	0	1	0	1	0	2
109 BIOLOGY	3	3	9	8	10	33
111 BIOLOGY	1	0	0	0	0	1
577 BIOLOGY - ALLIED HEALTH	52	79	61	69	95	356
576 BIOLOGY - APPLIED BIOLOGY	0	1	1	0	1	3
3BI BIOLOGY STUDIES	0	0	0	0	9	9
107 BLACK STUDIES	5	7	5	6	12	35
349 BLDG CONST TECH-ELECTRICAL	1	0	0	0	0	1
348 BLDG CONST TECH-INSPECTION	5	9	6	6	3	29
974 BLDG TRDS-ELECTRICAL TRADE OPT	4	2	0	3	7	16
976 BLDG TRDS-PLUMBING TRADE OPT	1	0	1	2	0	4
977 BLDG TRDS-SHEET METAL TRD OPT	0	0	0	0	1	1
804 BS-START & MANAGING SMALL BUS	3	10	3	3	3	22
633 BUS STU COMP ASMBLY & REPAIR	1	1	0	0	0	2
568 BUS STUDIES LABOR STUDIES	1	0	0	0	0	1
567 BUS STUDIES LEGAL ASSISTANT	0	1	0	1	0	2
569 BUS STUDIES SDSU BUSINESS ADM	20	29	19	28	13	109
571 BUS STUDIES SMALL BUS MGMT	2	0	5	2	1	10
566 BUS STUDIES SM-BUS ACCOUNTING	8	7	10	4	9	38
008 BUS STU-RETAIL MANAGEMENT	0	0	0	1	0	1
206 BUSINESS ADMINISTRATION	74	81	75	69	79	378
207 BUSINESS MANAGEMENT	8	16	13	11	16	64
013 BUSMGMT MORTGAGE BROKERAGE/BNKNG	1	1	1	5	3	11
214 C&N: NUTRITION	3	3	4	3	2	15
213 C&N: NUTRITION & FITNESS	0	2	1	0	1	4
624 CBTE INFO MANAGEMENT TECH	1	1	0	2	0	4
621 CBTE LEGAL ADMINISTRATIVE ASST	3	1	0	3	1	8
3CH CHEMISTRY STUDIES	0	0	0	0	6	6

All Colleges Program	AA/AS Degree					
	04-05	05-06	06-07	07-08	08-09	Total
	N	N	N	N	N	N
103 CHICANO STUDIES	2	4	0	2	5	13
598 CHID DEVELOPMNT SITE SUPERVISR	6	9	8	11	7	41
340 CHILD DEVELOPMENT	76	75	79	72	87	389
638 CMP BUS TECH MICROCMPTER APPL	9	6	3	1	4	23
967 COMM RTV-BROADCAST NEWS	1	2	3	2	2	10
560 COMM RTV-MANAGEMENT	0	2	0	2	2	6
561 COMM RTV-MULTIMEDIA	0	2	1	0	0	3
557 COMM RTV-RADIO	2	4	0	1	0	7
558 COMM RTV-VIDEO/FILM	4	11	11	7	2	35
350 COMMERCIAL ART	0	0	0	1	0	1
562 COMMUNICATION SPEECH	2	4	4	4	2	16
3CO COMMUNICATION STUDIES	0	0	0	0	5	5
573 COMP & INFO SYS-INFO DECIS SYS	1	0	0	0	0	1
572 COMP & INFO SYS-MICROCOMPUTER	4	3	2	1	0	10
634 COMP BUS TECH-ADMIN ASSISTANT	10	16	24	14	13	77
683 COMPUTER BUSINESS TECHNOLOGY	1	0	0	0	0	1
966 COMPUTER INFORMATION SYSTEMS	6	8	5	7	6	32
735 COMPUTER TECH ILLUSTRATION	1	0	0	0	1	2
217 COMPUTER/INFORMATION SCIENCE	12	15	12	15	15	69
969 CONS TRDS-ELECTRICAL TRADE OPT	1	0	0	0	2	3
971 CONS TRDS-PLUMBING TRADE OPT	1	0	0	0	0	1
978 CONST ELECTRONIC SYST TECH	0	0	0	0	1	1
355 COSMETOLOGY	7	3	1	6	8	25
147 CREATIVE ARTS - DRAMA	1	0	0	0	0	1
765 CULINARY ARTS/MGT-HOSPITALITY	0	0	0	0	4	4
365 DENTAL ASSISTING	1	0	3	3	6	13
051 DIESEL HEAVY DUTY TRANS TECH	0	1	1	2	2	6
025 DIESEL TECH - HDTT & HET	1	0	1	0	0	2
050 DIESEL-HEAVY EQUIP. TECH.	3	4	0	2	1	10
105 DRAMATIC ARTS	3	1	3	0	2	9
539 DRYWALL APPRENTICE	0	0	1	0	0	1
3EA EARTH SCIENCE STUDIES	0	0	0	0	1	1
382 ELECTRICITY	4	10	3	5	14	36
374 ELECTRICITY - ELEC LNMN	0	1	0	0	0	1
387 ELECTRONICS TECH-COMMUNICATION	0	3	0	0	0	3
3EL ELEMENTARY EDUCATION	0	0	0	0	1	1
523 ELRN MICROPROC/CONTR DESIGN	16	22	17	5	8	68
239 ENGINEERING	0	6	6	2	6	20
110 ENGLISH	14	15	13	10	15	67
3LI ENGLISH/LITERATURE STUDIES	0	0	0	0	4	4
815 ENGR TECH-MECOMTRONICS	0	9	3	0	0	12

All Colleges Program	AA/AS Degree					
	04-05	05-06	06-07	07-08	08-09	Total
	N	N	N	N	N	N
220 ESCROW	1	1	1	0	0	3
230 FASHION	0	0	0	1	0	1
219 FASHION-FASHION DESIGN	11	9	5	2	3	30
218 FASHION-FASHION MERCHANDISING	4	5	6	4	1	20
677 FIPT - DRIVER OPERATOR	0	1	0	0	0	1
680 FIPT - RESCUE	0	1	0	0	0	1
679 FIPT FIRE PROTECTION	4	6	4	9	1	24
674 FIPT FIRE TECHNOLOGY	53	38	39	42	51	223
670 FIPT-FIRE PREVENTION	0	2	0	1	1	4
716 FIPT-FIRE PROTECTION INTERMED	0	0	1	0	0	1
584 FIRE PROTECTION TECHNOLOGY	1	0	0	0	0	1
360 FOOD SERVICE OCCUPATIONS	6	6	6	3	3	24
721 GEOGRAPHIC INFO SYSTEMS	0	5	1	1	1	8
2GP GEOGRAPHY	0	0	0	0	1	1
059 HEALTH INFORMATION TECHNOLOGY	19	18	13	12	11	73
3HP HEALTH/PHYSICAL EDU STUDIES	0	0	0	0	7	7
526 HISTORY	10	6	5	5	5	31
820 HISTORY	0	0	0	2	8	10
011 HOTEL & RESTAURANT OPERATIONS	0	0	0	1	0	1
767 HOTEL MANAGEMENT-HOSPITALITY	0	0	0	0	3	3
234 HOTEL-MOTEL MANAGEMENT	6	4	2	2	0	14
3HD HUMAN DEVELOPMENT STUDIES	0	0	0	0	4	4
347 INTERIOR DESIGN	17	25	11	23	11	87
2JA JAPANESE	0	0	0	0	2	2
414 LABOR STUDIES	0	0	1	1	0	2
527 LANGUAGES	1	0	0	0	0	1
722 LANGUAGES - FRENCH	1	2	1	2	2	8
724 LANGUAGES - JAPANESE	6	2	2	3	1	14
725 LANGUAGES - SPANISH	3	9	12	5	7	36
009 LANGUAGES-ITALIAN	0	1	0	1	0	2
1ET LAS-ELEMENTARY TEACHING	0	0	0	0	6	6
1LH LAS-LANGUAGE ARTS & HUMANITIES	0	0	0	0	40	40
1BS LAS-SCI STU-BIOLOGICAL SCIENCE	0	0	0	0	2	2
1MP LAS-SCI STU-MATH&PRE-ENGINEER	0	0	0	0	5	5
1ES LAS-SCI STU-PHYS & EARTH SCI	0	0	0	0	5	5
1SB LAS-SOCIAL &BEHAVIORAL SCIENCE	0	0	0	0	38	38
1VA LAS-VISUAL & PERFORMING ARTS	0	0	0	0	3	3
075 LEGAL ASSISTANT	17	30	18	23	9	97
2BI LIB A&S: SCI ST-BIOLOGICAL SCI	0	0	0	0	3	3
2PC LIB A&S: SCI ST-PHYS SCI-CHEM	0	0	0	0	1	1
2PP LIB A&S: SCI ST-PHYS SCI-PHYS	0	0	0	0	2	2

All Colleges Program	AA/AS Degree					
	04-05	05-06	06-07	07-08	08-09	Total
	N	N	N	N	N	N
2AN LIB A&S: SOC/BEH SCI-ANTHRO	0	0	0	0	1	1
2CD LIB A&S: SOC/BEH SCI-CHILD DEV	0	0	0	0	1	1
2EO LIB A&S: SOC/BEH SCI-ECONOMICS	0	0	0	0	8	8
2PS LIB A&S: SOC/BEH SCI-POLI SCI	0	0	0	0	2	2
2SO LIB A&S: SOC/BEH SCI-SOCIOLOGY	0	0	0	0	2	2
2JP LIB A&S:LANG A&HU ST JAPANESE	0	0	0	0	1	1
2PE LIB A&S:MATH/PRE-ENGR ST-ENGR	0	0	0	0	4	4
2MM LIB A&S:MATH/PRE-ENGR ST-MATH	0	0	0	0	4	4
2KN LIB A&S:SCI ST PHY SC KIN/NUTR	0	0	0	0	4	4
2PN LIB A&S:SCI ST-PHYS SCI-PRNURS	0	0	0	0	7	7
2BP LIB A&S:SOC/BEH SCI-PSYCHOLOGY	0	0	0	0	8	8
2SS LIB A&S:SOC/BEH SCI-SOCIAL SCI	0	0	0	0	11	11
2AR LIB ARTS & SCI: ART ST-ART	0	0	0	0	1	1
2BS LIB ARTS&SCI: BUSINESS STUDIES	0	0	0	0	36	36
070 LIBERAL ARTS - OPTION III	4	9	4	4	4	25
130 LIBERAL ARTS-OPTION I	188	176	157	123	78	722
139 LIBERAL ARTS-OPTION II	3	6	3	2	0	14
2LS LIBERAL STUDIES-ELEM EDUC PREP	0	0	0	0	3	3
614 LIGHT RAIL VEHICLE LINEMAN	0	1	1	1	1	4
528 MACHINE TECHNOLOGY-CAM	6	5	3	5	3	22
500 MANU TECH-AUTOM EQUIP TECH	0	2	0	0	1	3
246 MARKETING	0	2	0	1	1	4
145 MATHEMATICS	12	7	9	9	12	49
3MA MATHEMATICS STUDIES	0	0	0	0	6	6
420 MEDICAL ASSISTING	7	8	5	0	7	27
006 MFG ENGR TECH-FABRICATION MFG	0	0	0	0	2	2
619 MULTIMEDIA	11	8	6	9	9	43
617 MULTIMEDIA 3D ANIMATION & MOD	0	1	0	0	0	1
150 MUSIC	7	8	6	3	2	26
3MU MUSIC STUDIES	0	0	0	0	1	1
436 N.L.T.-NURSERY OPERATIONS	0	1	0	0	0	1
431 NURSING EDUCATION RN	59	70	65	55	61	310
30T OCCUPATIONAL/TECHNICAL STUDIES	0	0	0	0	2	2
082 OFCE INFO SYS-LEGAL ADMIN ASST	0	0	1	0	0	1
028 OFF INFO SYS-MICROCOMPUTR APPL	1	0	0	0	0	1
770 PARALEGAL	0	0	3	4	9	16
529 PHILOSOPHY	2	1	0	1	2	6
532 PHYS & EARTH SCI - CHEMISTRY	1	0	0	1	0	2
536 PHYS & EARTH SCI - GEOGRAPHY	1	0	2	1	0	4
531 PHYS & EARTH SCI-ASTRONOMY	0	1	0	0	1	2
538 PHYS & EARTH SCI-PHYSICS	0	0	1	1	1	3

AA/AS Degree						
All Colleges Program	04-05	05-06	06-07	07-08	08-09	Total
	N	N	N	N	N	N
156 PHYS SCIENCE-CHEMISTRY	0	0	0	1	1	2
157 PHYS SCI-ENGINEERING	3	2	0	1	0	6
153 PHYSICAL EDUCATION	3	3	4	2	1	13
152 PHYSICAL SCIENCE GENERAL	1	0	0	1	0	2
158 PHYSICAL SCIENCE-PHYSICS	7	3	2	1	0	13
443 PHYSICAL THERAPIST ASST	1	12	18	27	18	76
2PH PHYSICS	0	0	0	0	3	3
3PH PHYSICS STUDIES	0	0	0	0	1	1
625 PIPEFITTING APPRENTICE	0	0	1	2	1	4
541 POLITICAL SCIENCE	5	5	2	6	4	22
3PE PRE-ENGINEERING STUDIES	0	0	0	0	1	1
159 PSYCHOLOGY	30	22	32	44	42	170
3PY PSYCHOLOGY	0	0	0	0	9	9
490 RADIOLOGIC TECHNOLOGY	12	21	15	19	22	89
255 REAL ESTATE	9	13	11	16	11	60
616 REVENUE MAINTAINER	1	0	0	0	0	1
979 SD CITY CIVIL SERVICE COM TECH	1	0	0	0	0	1
723 SDG&E APP-ELEC METER TESTER	0	1	0	1	0	2
726 SDG&E APP-ELEC REP SHOP MECH	0	1	0	0	0	1
781 SDGE-SUBSTATION ELECTRICIAN	0	0	3	0	0	3
174 SELECTED STUDIES	48	19	9	9	9	94
171 SELECTED STUDIES/PRE-BAC/NURSE	5	9	1	4	5	24
984 SHIPBUILDING TECHNOLOGY	0	0	0	0	3	3
177 SOCIAL SCIENCE-GEOGRAPHY	0	0	1	0	0	1
178 SOCIAL SCIENCE-HISTORY	4	2	5	1	1	13
179 SOCIAL SCIENCE-PHILOSOPHY	1	1	0	0	0	2
183 SOCIAL SCIENCE-POLITICAL SCI	1	2	3	1	1	8
170 SOCIAL SCIENCES	1	2	1	2	2	8
3SB SOCIAL/BEHAVIORAL SCIENCES	0	0	0	0	46	46
173 SOCIOLOGY	1	4	0	4	0	9
749 SOLAR PRECISION MACHINE TOOL	0	0	0	0	1	1
748 SOLAR TURB-GAS TURB EXP MECH	1	0	0	0	0	1
742 SOLAR TURBINES-MASTER MACHNST	2	1	1	0	1	5
747 SOLAR TURBINES-TOOL & DIE MAKR	1	0	0	0	0	1
2SP SPANISH	0	0	0	0	1	1
176 SPEECH COMMUNICATIONS	3	1	0	1	0	5
361 TRANS TECH-SUSPENSION/BRAKES	0	1	0	0	0	1
631 TRANSFER STUDIES CSU	737	730	664	597	443	3,171
632 TRANSFER STUDIES IGETC CSU	16	12	15	14	6	63
682 TRANSFER STUDIES IGETC UC	89	73	96	89	97	444
629 TRANSFER STUDIES OTHER	64	81	97	100	77	419

AA/AS Degree						
All Colleges Program	04-05	05-06	06-07	07-08	08-09	Total
	N	N	N	N	N	N
628 TRANSFER STUDIES-T.A.G. - UC	224	200	165	154	69	812
591 TRAVEL AIRLINE TRAVEL AGENCY	4	4	2	0	0	10
279 TRAVEL AND TOURISM	1	2	0	1	0	4
592 TRAVEL MTG CONV PLANNING	1	0	0	0	0	1
551 VIS & PERF ART-2 DIMENSION ART	2	3	2	5	4	16
542 VIS & PERF ART-ART GRAPHIC DES	5	9	4	2	6	26
547 VIS & PERF ART-MUSICAL THEATRE	0	2	0	0	1	3
549 VIS & PERF ART-PHOTOGRAPHY	6	7	6	8	6	33
771 VIS & PERF ARTS-DANCE	0	0	0	1	1	2
550 VIS & PERF ART-THEATRE	0	1	0	2	0	3
772 VIS&PERF ARTS-DIGITAL MUS TECH	0	0	3	2	7	12
489 WATER/WASTE WATER TEC OPERATOR	1	0	0	0	0	1
481 WATER/WASTE WATER TECHNOLOGY	1	0	0	0	0	1
518 WATER/WASTEWTR TEC DIS/COL SYS	1	0	0	0	0	1
3WL WORLD LANGUAGE STUDIES	0	0	0	0	1	1
Total	2,343	2,416	2,209	2,066	2,119	11,153

Certificate 60 or More Units						
All Colleges Program	04-05	05-06	06-07	07-08	08-09	Total
	N	N	N	N	N	N
685 AV MNT TECH-AIRFRAME/POWERPLNT	2	0	0	0	0	2
625 PIPEFITTING APPRENTICE	3	0	0	0	0	3
490 RADIOLOGIC TECHNOLOGY	5	16	31	22	23	97
Total	10	16	31	22	23	102

Certificate 30 to 59 Units						
All Colleges Program	04-05	05-06	06-07	07-08	08-09	Total
	N	N	N	N	N	N
200 ACCOUNTING	2	4	2	1	0	9
052 ADM OF JUS-CONTEMP. POLICE TEC	3	8	3	3	12	29
701 ADM OF JUST-LAW ENF SUPRVISION	0	1	0	0	0	1
708 ADM OF JUST-TECH PROF ADV OFCR	0	1	0	0	0	1
326 ADMIN OF JUST-CORRECTIONS	1	1	0	1	0	3
328 ADMIN OF JUST-INVESTIGATIONS	0	0	0	0	1	1
329 ADMIN OF JUST-LAW ENFORCEMENT	6	0	4	15	8	33
236 AIR CONDITIONING/REFRIGERATION	16	12	4	5	11	48
089 AIRCOND/REF/HOSP/GEN MAINT TEC	5	3	0	6	1	15
579 AIRCRAFT MAINT. TECH-AIRFRAME	0	0	0	1	0	1
581 AIRCRAFT MAINT. TECH-POWRPLANT	1	0	0	0	0	1
238 AMERICAN SIGN LANGUAGE INTERP	7	5	7	3	16	38
620 APPRENTICE PLUMBER	13	0	1	0	1	15

